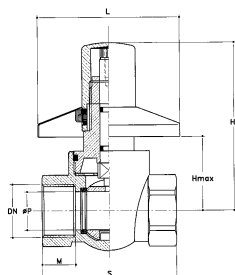



DN	ØP	S	H	M	Peso gr Weight gr	Conf. Box
1/2"	15	58	78	15	310	100
3/4"	20	66.5	81	16.5	415	50

Valvola a sfera da incasso in ottone a passaggio totale a sfera estraibile.

*Built-in type ball valve full bore with removing ball.*

## 409

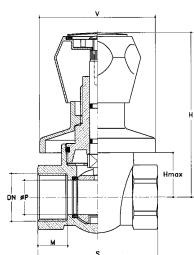


DN	ØP	S	H1	Hmax	M	Peso gr Weight gr	Conf. Box
1/2"	15	58	82	63	15	472	20
3/4"	20	66.5	85	65	16.5	577	20

Valvola a sfera da incasso con **cappuccio** a due pezzi regolabili.

*Built-in type ball valve full bore with cromed cap.*

## 410

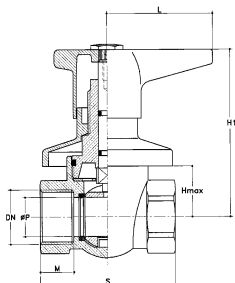


DN	ØP	S	H1	Hmax	M	Peso gr Weight gr	Conf. Box
1/2"	15	58	90	39	15	510	20
3/4"	20	66.5	93	41	16.5	615	20

Valvola a sfera da incasso con **pomello** e rosone in ottone cromato regolabile.

*Built-in type ball valve with chromed knob.*

## 411



DN	ØP	S	H1	Hmax	M	Peso gr Weight gr	Conf. Box
1/2"	15	58	84	38	15	537	20
3/4"	20	66.5	87	40	16.5	642	20

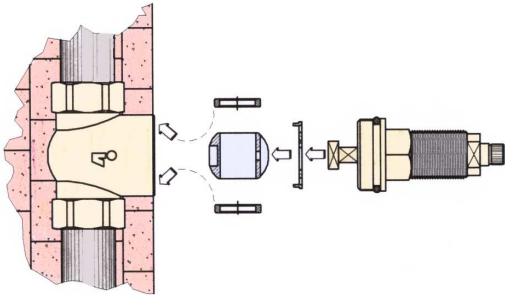
Valvola a sfera da incasso con **leva** e rosone in ottone cromato regolabile.

*Built-in type ball valve with chromed lever.*

## 412

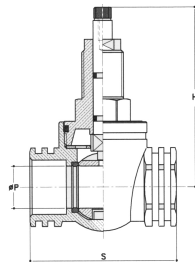
La valvola a sfera da incasso art. 409, riunisce in sé tutte la qualità delle valvole da incasso tradizionali: la perfetta tenuta entro ampi limiti di pressione e di temperatura, il passaggio diretto, una morbida e rapida manovra (1/4 di giro), la possibilità di intervenire sugli elementi di intercettazione (vedi disegno) senza rimuovere la valvola dall'impianto. Pressione massima di esercizio: **20 bar**. Temperatura di esercizio: da -15°C a +110°C.

*The built-in type ball valve art.409 has all the features of a normal built-in type ball valve: a perfect tightness within wide pressure/temperature ranges, the direct flow, soft and quick handling (one-quarter of turn), the possibility of checking the inside closing parts of the valve without taking the valve off the plant (see the drawing). Maximum working pressure: **20 bar**. Working temperature: from -15°C up to +110°C.*




Valvola a sfera da incasso in ottone a passaggio totale a sfera estraibile.

*Built-in type ball valve full bore with removing ball for plastic coating.*



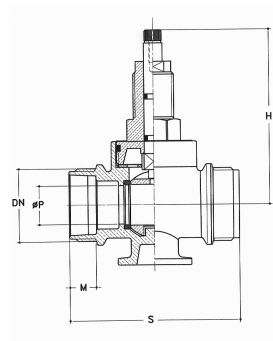
**409GE**

DN	ØP	S	H	M	Peso gr Weight gr	Conf. Box
1/2"	15	58	78	15	310	100
3/4"	20	66.5	81	16.5	450	50



Valvola a sfera da incasso in ottone a passaggio totale a sfera estraibile.

*Built-in type ball valve full bore with removing ball .*



**640E**

DN	ØP	S	H	M	Peso gr Weight gr	Conf. Box
1/2"	15					
3/4"	20	72	78	12	405	80



Prolunga in ottone.  
Extender

**KITO 10**